



# DESIGNER STEEL

## High Performance Collection



## Polyurethane-Insulated Steel Garage Doors

### Featuring:

- 1 3/8" (R12) and 2" (R18) Section Thicknesses
- Up to 8 Panel Styles Available
- 14 Color Options
- 20' x 12' Max Door Size
- Up to 20 Different Window Options

### Polyurethane Insulation

Higher density polyurethane insulation in a computer controlled continuous process provides uniform insulation, superior adhesion and excellent strength to the door panels.

### WeatherSeal System

Includes our Section Joint, Dual Fin Triple Contact Weather Seal and Arctic Grade Bulb Shaped Bottom Seal with a Dual Contact aluminum retainer.



**VIDOR**  
GARAGE DOOR

1094 N 1300 W Orem, Utah 84057  
801-851-5724  
[www.vidordoor.com](http://www.vidordoor.com)






**DS300 MODEL:**  
**DS400 MODEL:**

**1 3/8"** Thick Door  
**2"** Thick Door

**R12** R-Value  
**R18** R-Value


**Panel Styles:**




Flush




Plank




Raised Ranch



Raised Colonial



Recessed Grooved  
Ranch



Recessed Grooved  
Colonial




Recessed Smooth  
Ranch



Mixed  
Only Available with DS400

**Color Options:**



Almond



Black



Bronze



Brown



Café



Desert Tan



Sandstone



Iron Ore



Slate Grey



White


**Woodtones:**



Auburn



Driftwood



Mocha



Walnut

Plank and Flush panels styles are available in both Woodgrain and Stucco embossing.

Iron Ore, Slate Grey and Café color options are not available in Recessed Grooved Colonial.

Colors displayed will vary from the actual steel color. Contact your local Vidor dealer for color samples.